

FICTITIOUS DOMAIN METHODS USING CUT ELEMENTS:
III. A STABILIZED NITSCHKE METHOD FOR STOKES' PROBLEM

ERIK BURMAN¹ AND PETER HANSBO²

¹ Department of Mathematics
University of Sussex, Brighton
BN1 9QH United Kingdom

² Department of Mechanical Engineering
Jönköping University
SE-551 11 Jönköping



SCHOOL OF ENGINEERING
JÖNKÖPING UNIVERSITY

DEPARTMENT OF MECHANICAL ENGINEERING
JÖNKÖPING UNIVERSITY
SE-551 11 JÖNKÖPING
ISSN: 1404-0018

Fictitious domain methods using cut elements: III. A stabilized Nitsche method for Stokes' problem

Erik Burman¹ and Peter Hansbo²

¹*Department of Mathematics, University of Sussex, Brighton, BN1 9QH United Kingdom*

²*Department of Mechanical Engineering, Jönköping University, SE-55111 Jönköping, Sweden*

SUMMARY

We extend our results on fictitious domain methods for Poisson's problem to the case of incompressible elasticity, or Stokes' problem. The mesh is not fitted to the domain boundary. Instead boundary conditions are imposed using a stabilized Nitsche type approach. Control of the non-physical degrees of freedom, i.e., those outside the physical domain, is obtained thanks to a ghost penalty term for both velocities and pressures. Both inf-sup stable and stabilized velocity pressure pairs are considered.

KEY WORDS: finite element methods, stabilized methods, penalty methods, Stokes' problem, fictitious domain

1. INTRODUCTION

In our previous work [10] we considered a fictitious domain method for Poisson's problem that used Nitsche's method to impose boundary conditions. Here we will extend this approach to the case of Stokes' problem. The complication here is that the mutual satisfaction of the boundary conditions on the unfitted boundary and the discrete inf-sup condition leads to difficulties. This is not surprising since the discrete inf-sup condition requires a careful balancing of the spaces for velocity and pressure approximation and since the boundary can cut the elements in an almost arbitrary fashion, uniformity can not, in general, be guaranteed. In the present paper we follow the ideas of [11] and [4]. We assume either that the velocity-pressure pair used satisfies the discrete inf-sup condition in the interior of the domain or that a symmetric stabilization method is used. Stability up to the mesh boundary is then obtained by a ghost penalty term.

Since we obtain stability uniformly over the domain, we can prove that the condition number is bounded irrespectively of how the boundary cuts the mesh. Optimal convergence estimates are then obtained for smooth solutions using suitable extensions of the exact solution. Here it is important that the ghost-penalty terms are weakly consistent to the right order, but still ensures sufficient control of the non-physical degrees of freedom.

2. THE STOKES' PROBLEM

Let Ω be a bounded domain in \mathbb{R}^2 with polygonal boundary Γ (possibly with smooth curved faces). The Stokes' problem takes the form, find the velocities \mathbf{u} and the pressure p such that

$$\begin{aligned} -\mu\Delta\mathbf{u} + \nabla p &= \mathbf{f} & \text{in } \Omega \\ \nabla \cdot \mathbf{u} &= 0 & \text{in } \Omega \\ \mathbf{u} &= 0 & \text{on } \Gamma. \end{aligned} \tag{1}$$

Here $\mathbf{f} \in [L^2(\Omega)]^2$, $\Delta\mathbf{u} = [\Delta u_1, \dots, \Delta u_d]$. Let $(u, v)_X$ denote the L^2 -scalar product on X ,

$$(u, v)_X := \int_X uv \, dx,$$

with associated norm $\|u\|_{0,X} := (u, u)_X^{\frac{1}{2}}$. The Sobolev norms associated with the spaces $H^k(X)$ will be denoted by $\|u\|_{k,X}$. We let $L_0^2(\Omega)$ denote the functions in $L^2(\Omega)$ with zero average. Formally we obtain the weak formulation by multiplying (1) by a function $(\mathbf{v}, q) \in [H_0^1(\Omega)]^2 \times L_0^2(\Omega) = V \times Q$ and integrating by parts, leading to the problem of finding $(\mathbf{u}, p) \in V \times Q$ such that

$$(\mu\nabla\mathbf{u}, \nabla\mathbf{v})_\Omega - (p, \nabla \cdot \mathbf{v})_\Omega + (q, \nabla \cdot \mathbf{u})_\Omega = (\mathbf{f}, \mathbf{v})_\Omega, \text{ for all } (\mathbf{v}, q) \in V \times Q, \tag{2}$$

where

$$(\nabla\mathbf{u}, \nabla\mathbf{v})_\Omega := \int_\Omega \nabla\mathbf{u} : \nabla\mathbf{v} \, dx.$$

On more compact form the problems reads: find $(\mathbf{u}, p) \in V \times Q$ such that

$$B[(\mathbf{u}, p), (\mathbf{v}, q)] = (\mathbf{f}, \mathbf{v})_\Omega, \text{ for all } (\mathbf{v}, q) \in V \times Q, \tag{3}$$

where

$$B[(\mathbf{u}, p), (\mathbf{v}, q)] := (\mu\nabla\mathbf{u}, \nabla\mathbf{v})_\Omega - (p, \nabla \cdot \mathbf{v})_\Omega + (q, \nabla \cdot \mathbf{u})_\Omega.$$

For the purposes of the analysis we will assume that $\mathbf{u} \in [H^t(\Omega)]^2$, $p \in H^u(\Omega)$, with $t \geq 2$ and $u \geq 1$.

3. THE FINITE ELEMENT FORMULATION

In a standard finite element method the mesh is fitted to the boundary or interpolates the boundary to some suitable order. Instead we propose to solve (1) approximately on a family of quasiuniform, conforming triangulations \mathcal{T}_h , such that $\bar{\Omega} \subset \mathcal{T}_h$ but $\mathcal{T}_h \not\subset \bar{\Omega}$. However for all triangles $K \in \mathcal{T}_h$ there holds $K \cap \Omega \neq \emptyset$ and we define the domain covered by \mathcal{T}_h by $\Omega_{\mathcal{T}} := \cup_{K \in \mathcal{T}_h} K$. In the analysis we use the notation $a \lesssim b$ for $a \leq Cb$, where C denotes a generic constant that may change at each occurrence, but is independent of h and of the interface position under the assumptions made precise in following section.

We will use the following notation for mesh related quantities. Let h_K be the diameter of K and $h = \max_{K \in \mathcal{T}_h} h_K$. By

$$G_h := \{K \in \mathcal{T}_h : K \cap \Gamma \neq \emptyset\}$$

we denote the set of elements that are intersected by the boundary. For an element $K \in G_h$, let $\Gamma_K := \Gamma \cap K$ be the part of Γ intersecting K .

We make the following assumptions regarding the mesh and the boundary (from [16]).

- A1: We assume that the triangulation is non-degenerate, i.e. there exists $C > 0$ such that,

$$h_K/\rho_K \leq C \quad \forall K \in \mathcal{T}_h$$

where h_K is the diameter of K and ρ_K is the diameter of the largest ball contained in K .

- A2: We assume that Γ intersects the boundary ∂K of an element K in G_h exactly twice and each (open) edge at most once.
- A3: Let $\Gamma_{K,h}$ be the straight line segment connecting the points of intersection between Γ and ∂K . We assume that Γ_K is a function of length on $\Gamma_{K,h}$; in local coordinates

$$\Gamma_{K,h} = \{(\xi, \eta) : 0 < \xi < |\Gamma_{K,h}|, \eta = 0\}$$

and

$$\Gamma_K = \{(\xi, \eta) : 0 < \xi < |\Gamma_{K,h}|, \eta = \delta(\xi)\}.$$

Since the curvature of Γ is bounded almost everywhere, the assumptions A2 and A3 are always fulfilled on sufficiently fine meshes. These assumptions essentially demand that *the interface is well resolved by the mesh*.

We denote the set of *interior* faces of the triangles in \mathcal{T}_h by \mathcal{F} . The faces of triangles in G_h , that are not on the mesh boundary $\partial\Omega_{\mathcal{T}}$ will be denoted \mathcal{F}_G ,

$$\mathcal{F}_G := \{F \in \partial K \text{ for some } K \in G_h \text{ and } F \cap \partial\Omega_{\mathcal{T}} \neq F\}.$$

Associated with \mathcal{T}_h we have the finite element spaces

$$V_h = \{\mathbf{v} \in [C^0(\Omega)]^2 : \mathbf{v}|_K \in [P_k(K)]^2, \forall K \in \mathcal{T}_h\},$$

$$Q_h = \{q \in L^2(\Omega) : \int_{\Omega \setminus G_h} q \, dx = 0; q|_K \in P_m(K), \forall K \in \mathcal{T}_h\}.$$

Remark 3.1. Herein we restrict the discussion to this simple choice of spaces; however, the extension of the results to other spaces, using for instance bubble enriched velocities, is immediate. The orders m and k above can be thought of as the highest full polynomial order of the space.

The finite element discretisation now takes the form: find $(\mathbf{u}_h, p_h) \in V^h \times Q^h$ such that

$$B_h[(\mathbf{u}_h, p_h), (\mathbf{v}_h, q_h)] + S_h[(\mathbf{u}_h, p_h), (\mathbf{v}_h, q_h)] = (\mathbf{f}, \mathbf{v}_h), \quad (4)$$

for all $(\mathbf{v}_h, q_h) \in V_h \times Q_h$, where

$$B_h[(\mathbf{u}_h, p_h), (\mathbf{v}_h, q_h)] := a_h(\mathbf{u}_h, \mathbf{v}_h) + b_h(p_h, \mathbf{v}_h) - b_h(q_h, \mathbf{u}_h)$$

where

$$\begin{aligned} a_h(\mathbf{u}_h, \mathbf{v}_h) &= \int_{\Omega} \mu \nabla \mathbf{u}_h : \nabla \mathbf{v}_h \, dx - \int_{\Gamma} (\mu \nabla \mathbf{u}_h \mathbf{n}) \cdot \mathbf{v}_h \, ds \\ &\quad - \int_{\Gamma} (\mu \nabla \mathbf{v}_h \mathbf{n}) \cdot \mathbf{u}_h \, ds + \sum_{K \in G_h} \int_{\Gamma_K} \gamma_u \mu h_K^{-1} \mathbf{u}_h \cdot \mathbf{v}_h \, ds, \end{aligned}$$

and

$$b_h(p_h, \mathbf{v}_h) = - \int_{\Omega} p_h \nabla \cdot \mathbf{v}_h \, dx + \int_{\Gamma} p_h \mathbf{v}_h \cdot \mathbf{n} \, ds.$$

The term $S_h[(\mathbf{u}_h, p_h), (\mathbf{v}_h, q_h)] := \gamma_p s_h(p_h, q_h) + \gamma_g g_h[(\mathbf{u}_h, p_h), (\mathbf{v}_h, q_h)]$ denotes a stabilization term, consisting of one part $s_h(p_h, q_h)$ that ensures the inf-sup condition in case it is not satisfied

by the spaces $V_h \times Q_h$ and another part $g_h[(\mathbf{u}_h, p_h), (\mathbf{v}_h, q_h)] := \mu g_{\mathbf{u}}(\mathbf{u}_h, \mathbf{v}_h) + \mu^{-1} g_p(p_h, q_h)$ that denotes a ghost penalty term active in the interface zone only. The subscripts \mathbf{u} and p denote that different weights are used for pressures and velocities in the penalty term. The stabilization operator will be assumed to satisfy the following upper bounds,

$$S_h[(\mathbf{v}_h, q_h), (\mathbf{v}_h, 0)] \lesssim \mu \|\nabla \mathbf{v}_h\|_{0, \Omega_{\mathcal{T}}}^2 \quad (5)$$

and

$$S_h[(\mathbf{v}_h, q_h), (0, q_h)] \lesssim \mu^{-1} \|q_h\|_{0, \Omega_{\mathcal{T}}}^2. \quad (6)$$

The role of the ghost penalty term is to enforce the following strengthened stability

$$\begin{aligned} \mu \|\nabla \mathbf{v}_h\|_{0, \Omega_{\mathcal{T}}}^2 &\lesssim \mu \|\nabla \mathbf{v}_h\|_{0, \Omega}^2 + g_h[(\mathbf{v}_h, 0), (\mathbf{v}_h, 0)] \\ &\text{and} \end{aligned} \quad (7)$$

$$\mu^{-1} \|q_h\|_{0, \Omega_{\mathcal{T}}}^2 \lesssim \mu^{-1} \|q_h\|_{0, \Omega \setminus G_h}^2 + g_h[(0, q_h), (0, q_h)]$$

for $(\mathbf{v}_h, q_h) \in V_h \times Q_h$. The operator $g_h[(\cdot, \cdot), (\cdot, \cdot)]$ must satisfy certain weak consistency properties and continuity properties that will be specified in the following. Examples of valid ghost penalty terms have been given in [10, 12, 3] and will be recalled in the next section.

We assume that the following stability condition holds for $V_h \times Q_h$, for all $p_h \in Q_h$ there exists $\mathbf{v}_{ph} \in V_h \cap H_0^1(\Omega \setminus G_h)$ such that

$$\|\mathbf{v}_{ph}\|_{1, \Omega \setminus G_h} \leq c_{p1} \mu^{-1} \|p_h\|_{0, \Omega \setminus G_h} \quad (8)$$

and

$$c_{p2} \mu^{-1} \|p_h\|_{0, \Omega \setminus G_h}^2 \leq b_h(p_h, \mathbf{v}_{ph}) + s(p_h, p_h), \quad (9)$$

where $s(p_h, p_h)$ is a stabilization operator that may be zero if the velocity-pressure spaces are chosen so as to satisfy the relations (8)–(9) without it. Conditions (8)–(9) simply mean that we either use an inf-sup stable velocity pressure pair in the interior of the domain, or a pressure stabilized finite element method with symmetric stabilization. For relevant results on inf-sup stable elements we refer for instance to [6, 7, 9] and for stabilized finite element methods that may be used in the present context to [2, 5, 8, 11, 12, 15].

Remark 3.2. Note that the displacements and the pressures are defined also in the domain $\mathcal{T}_h \setminus \Omega$ where they have no physical significance. Only the penalty term is active in this zone.

Remark 3.3. Since the pressure is determined only up to a constant we have imposed the condition

$$\int_{\Omega \setminus G_h} q_h \, dx = 0, \quad \forall q_h \in Q_h.$$

This is convenient both from the point of view of analysis and of implementation,

The formulation (4) satisfies the following consistency relation.

Lemma 3.4. (Galerkin orthogonality) Let (\mathbf{u}_h, p_h) be the solution of the finite element formulation (4) and $(\mathbf{u}, p) \in H^2(\Omega)^d \times H^1(\Omega)$ be the solution of (3). Then

$$B_h[(\mathbf{u}_h - \mathbf{u}, p_h - p), (\mathbf{v}_h, q_h)] = -S_h[(\mathbf{u}_h, p_h), (\mathbf{v}_h, q_h)] \quad \forall (\mathbf{v}_h, q_h) \in V_h \times Q_h. \quad (10)$$

PROOF. Using the formulation (4) we may write

$$a_h(\mathbf{u}, \mathbf{v}_h) + b_h(p, \mathbf{v}_h) - b_h(q_h, \mathbf{u}) = (\mathbf{f}, \mathbf{v}_h). \quad (11)$$

The claim follows by noting that $b_h(q_h, \mathbf{u}) = 0$ and by integrating by parts in the remaining two terms on the left hand side and using equation (1). \square

3.1. Examples of ghost penalty operators

Depending on what polynomial order is used in the approximation spaces the ghost penalty operator must be designed differently. For high order polynomial approximation the ghost penalty term must give control of all polynomial orders. This can be achieved by adding a penalty on the jump of derivatives of all orders,

$$g_s(v_h, w_h) := \sum_{F \in \mathcal{F}_h} \sum_{i=1}^k h_K^{2(i-1)+s} \int_F [D^i v_h] [D^i w_h] \, ds. \quad (12)$$

Here $D^i p_h$ denotes the normal derivative of order i on the face. The evaluation of high order derivatives can be avoided since this operator is equivalent to a local projection stabilization operator. For each internal face F we introduce the pair of elements K and K' such that $F = K \cap K'$ and set $\hat{K}_F := K \cup K'$. The penalty operator is then defined over all \hat{K}_F as follows

$$g_{sl}(v_h, w_h) := \sum_{F \in \mathcal{F}_h} (h^{s-3} ((v_h - G_F v_h), w_h)_{\hat{K}_F},$$

where $G_F u_h$ is a projection onto a polynomial on the two elements having F as a face defined by $G_F v_h \in W_l(\hat{K}_F)$ such that

$$(\tau^{-1} G_F v_h, z_h)_{\hat{K}_F} = (\tau^{-1} v_h, z_h)_{\hat{K}_F}, \quad \forall z_h \in W_l(\hat{K}_F).$$

where the projection space $W_l(\hat{K}_F)$ is defined by

$$W_l(\hat{K}_F) := \{z_h \in P_l(\hat{K}_F)\}, \quad l \geq 0.$$

Observe that l must be chosen larger than or equal to k for the velocities and larger than or equal to $m - 1$ for the pressure in order to ensure weak consistency.

The simplest case is obtained for H^1 -conforming piecewise affine approximation, where the form (12) reduces to a penalty on the jump of the normal gradient between adjacent elements. The jump operator is defined by

$$g_s(v_h, w_h) := \sum_{F \in \mathcal{F}_G} \int_F h^s [\nabla v_h \cdot \mathbf{n}_F] \cdot [\nabla w_h \cdot \mathbf{n}_F] \, ds$$

with the natural, component wise extension to vector valued functions $\mathbf{v} := (v_{1h}, v_{2h})$,

$$g_s(\mathbf{v}_h, \mathbf{w}_h) := \sum_{i=1}^2 \sum_{F \in \mathcal{F}_G} \int_F h^s [\nabla v_{ih} \cdot \mathbf{n}_F] \cdot [\nabla w_{ih} \cdot \mathbf{n}_F] \, ds.$$

Then the ghost penalty operator takes the form

$$g_h(\mathbf{u}_h, p_h, \mathbf{w}_h, q_h) := \mu g_1(\mathbf{u}_h, \mathbf{w}_h) + \mu^{-1} g_3(p_h, q_h).$$

Note the different scaling in h for the operators acting on the velocity and the pressure. This is because the pressure is controlled in the L^2 -norm and the velocity in the H^1 -norm. It is easy to prove that the bounds (5) and (6) hold.

For further details on these approaches we refer to [13, 3]. Numerical examples, both using gradient penalty and the local projection approach, will be given in Section 7.

3.2. Examples of pressure stabilization operators

Most symmetric pressure stabilization methods known in the literature may be used. For piecewise affine approximations it may be particularly appealing to apply the interior penalty stabilization of [11] where

$$s_h(p_h, q_h) := \mu^{-1} \sum_{F \in \mathcal{F}_h} \int_F h_F^3 [\nabla p_h \cdot \mathbf{n}_F] \cdot [\nabla q_h \cdot \mathbf{n}_F] \, ds$$

since in that case all stabilization of the pressure is handled in a unified fashion. Otherwise the classical Brezzi-Pitkäranta stabilization [8] will work, as well as local projection type stabilizations [2], or other pressure projection stabilizations [15, 12, 11]. The Brezzi-Pitkäranta stabilization may also serve as ghost penalty term for the pressure, but has too poor consistency properties to be used for the velocities. Also in this case it is easy to prove the upper bound (6).

4. NORMS, CONTINUITY AND STABILITY

We will use the following norms on the trace of a function on Γ .

$$\begin{aligned} \|\mathbf{v}\|_{1/2,h,\Gamma}^2 &:= \sum_{K \in G_h} h_K^{-1} \|\mathbf{v}\|_{0,\Gamma_K}^2, \\ \|\mathbf{v}\|_{-1/2,h,\Gamma}^2 &:= \sum_{K \in G_h} h_K^1 \|\mathbf{v}\|_{0,\Gamma_K}^2. \end{aligned}$$

We note for future reference that

$$(\mathbf{u}, \mathbf{v})_\Gamma \leq \|\mathbf{u}\|_{1/2,h,\Gamma} \|\mathbf{v}\|_{-1/2,h,\Gamma}. \quad (13)$$

We also define norms associated with the discrete velocity and pressure approximations respectively:

$$\|\mathbf{u}_h\|_{V,\mathcal{T}}^2 := \|\mu^{1/2} \nabla \mathbf{u}_h\|_{0,\Omega_{\mathcal{T}}}^2 + \left\| \mu^{1/2} \mathbf{u}_h \right\|_{1/2,h,\Gamma}^2$$

and

$$\|p_h\|_{Q,\mathcal{T}} := \|\mu^{-1/2} p_h\|_{0,\Omega_{\mathcal{T}}}.$$

For the analysis we will use the following mesh dependent norms defined for functions in $[H^2(X)]^2 + V_h$ or $[H^2(X)]^2 \times H^1(X)$:

$$\|\mathbf{v}\|_X^2 := \left\| \mu^{1/2} \nabla \mathbf{v} \right\|_{0,X}^2 + \left\| \mu^{1/2} \nabla \mathbf{v} \mathbf{n} \right\|_{-1/2,h,\Gamma}^2 + \left\| \mu^{1/2} \mathbf{v} \right\|_{1/2,h,\Gamma}^2$$

and

$$\|(\mathbf{u}, p)\|_*^2 := \|\mathbf{u}\|_\Omega^2 + \|\mu^{-1/2} p\|_{0,\Omega}^2 + \|\mu^{-1/2} p\|_{-1/2,h,\Gamma}^2$$

and on $V_h \times Q_h$ the norm

$$\|(\mathbf{u}_h, p_h)\|_h^2 := \|\mathbf{u}_h\|_{V,\mathcal{T}}^2 + \|p_h\|_{Q,\mathcal{T}}^2 + S_h[(\mathbf{u}_h, p_h), (\mathbf{u}_h, p_h)].$$

Lemma 4.1. (Continuity of $B_h[(\cdot, \cdot), (\cdot, \cdot)]$ and $S_h[(\cdot, \cdot), (\cdot, \cdot)]$) Let $\mathbf{v}_h, \mathbf{w}_h \in V_h$, $\mathbf{u} \in V + V_h$, $q_h, y_h \in Q_h$ and $p \in Q + Q_h$. Then there holds,

$$B_h[(\mathbf{u}, p), (\mathbf{v}_h, q_h)] \lesssim \|(\mathbf{u}, p)\|_* \|(\mathbf{v}_h, q_h)\|_h, \quad (14)$$

$$S_h[(\mathbf{v}_h, q_h), (\mathbf{w}_h, y_h)] \leq S_h[(\mathbf{v}_h, q_h), (\mathbf{v}_h, q_h)]^{1/2} S_h[(\mathbf{w}_h, y_h), (\mathbf{w}_h, y_h)]^{1/2}, \quad (15)$$

PROOF. It follows from the Cauchy-Schwarz inequality and the trace inequality that

$$\begin{aligned} a_h(\mathbf{u}, \mathbf{v}_h) &\lesssim \|\mathbf{u}\|_{\Omega} \|\mathbf{v}_h\|_{V, \mathcal{T}_h}, \\ b_h(q_h, \mathbf{u}) &\lesssim \|q_h\|_{Q, \mathcal{T}} \|\mathbf{u}\|_{\Omega} \end{aligned}$$

and

$$b_h(p, \mathbf{v}_h) \lesssim (\|\mu^{-\frac{1}{2}} p\|_{0, \Omega}^2 + \|\mu^{-\frac{1}{2}} p\|_{-1/2, h, \Gamma}^2)^{1/2} \|\mathbf{v}_h\|_{V, \mathcal{T}_h}.$$

We conclude by once again applying the Cauchy-Schwarz inequality.

By the symmetry of $S_h[(\cdot, \cdot), (\cdot, \cdot)]$, the second claim is an immediate consequence of the Cauchy-Schwarz inequality. \square

Lemma 4.2. (Coercivity of $a_h(\cdot, \cdot)$ and inf-sup stability of $b_h(\cdot, \cdot)$) *There exists $c_g > 0$ so that for any $\mathbf{v}_h \in V_h$ and $q_h \in Q_h$ there holds,*

$$c_g \|\mathbf{v}_h\|_{V, \mathcal{T}}^2 \leq a_h(\mathbf{v}_h, \mathbf{v}_h) + g_h[(\mathbf{v}_h, 0), (\mathbf{v}_h, 0)], \quad (16)$$

and with \mathbf{v}_{ph} as in (8)-(9)

$$c_g c_{p2} \|q_h\|_{Q, \mathcal{T}}^2 \leq b_h(q_h, \mathbf{v}_{ph}) + s(q_h, q_h) + g_h[(0, q_h), (0, q_h)]. \quad (17)$$

PROOF. First note that

$$a_h(\mathbf{v}_h, \mathbf{v}_h) = \|\mu^{\frac{1}{2}} \nabla \mathbf{v}_h\|_{\Omega}^2 - 2\|\mu^{\frac{1}{2}} \mathbf{v}_h\|_{1/2, h, \Gamma} \|\mu^{\frac{1}{2}} \nabla \mathbf{v}_h \mathbf{n}\|_{-1/2, h, \Gamma} + \gamma \|\mu^{\frac{1}{2}} \mathbf{v}_h\|_{1/2, h, \Gamma}^2,$$

where γ is a free parameter. Under assumptions (A1)-(A3) the following inequality holds with C_T independent of the intersection of $\partial\Omega$ with the mesh,

$$\|\nabla \mathbf{v}_h \mathbf{n}\|_{-1/2, h, \Gamma} \leq C_T \|\nabla \mathbf{v}_h\|_{0, \Omega_{\mathcal{T}}}.$$

The reason this trace inequality holds independently of the interface position is that the norm in the right hand side is taken over all of $\Omega_{\mathcal{T}}$. Now recall the property (7) of the ghost penalty term. Using the above trace inequality followed by the arithmetic-geometric inequality we arrive at the relation

$$\begin{aligned} a_h(\mathbf{v}_h, \mathbf{v}_h) + g[(\mathbf{v}_h, 0), (\mathbf{v}_h, 0)] &\geq c_g \|\mu^{\frac{1}{2}} \nabla \mathbf{v}_h\|_{0, \Omega_{\mathcal{T}}}^2 - \frac{1}{2} c_g \|\mu^{\frac{1}{2}} \nabla \mathbf{v}_h\|_{0, \Omega_{\mathcal{T}}}^2 \\ &\quad + (\gamma - 2C_T^2 c_g^{-1}) \|\mu^{\frac{1}{2}} \mathbf{v}_h\|_{1/2, h, \Gamma}^2. \end{aligned}$$

Choosing $\gamma > 2C_T^2 c_g^{-1}$ proves the claim. The second inequality, (17) is immediate by combining (7), (8) and (9). \square

We will now prove a global version of the inf-sup condition directly on the form $B_h[(\cdot, \cdot), (\cdot, \cdot)]$. The proof of the inf-sup condition works on a truncated domain, without the boundary. Once inf-sup control has been established in the interior of the domain stability up to the mesh boundary is obtained using the ghost penalty term. This means that within the domain $\Omega \setminus G_h$ we must have surjectivity of the divergence operator. In order for this to hold, the domain boundaries must be Lipschitz continuous uniformly in h . For any given mesh \mathcal{T}_h , the boundary $\Omega \setminus G_h$ is polygonal and hence Lipschitz. The uniformity in h follows from the Lipschitz continuity of Γ and the shape regularity of the mesh family $\{\mathcal{T}_h\}_h$.

In view of this preliminary discussion we may prove the main result.

Theorem 4.3. *Let $(\mathbf{u}_h, p_h) \in V_h \times Q_h$. Then*

$$c_s \|(\mathbf{u}_h, p_h)\|_h \leq \sup_{(\mathbf{v}_h, q_h) \in V_h \times Q_h} \frac{B_h[(\mathbf{u}_h, p_h), (\mathbf{v}_h, q_h)] + S_h[(\mathbf{u}_h, p_h), (\mathbf{v}_h, q_h)]}{\|(\mathbf{v}_h, q_h)\|_h}. \quad (18)$$

PROOF. First by Lemma 4.2 there holds

$$c_g \|(\mathbf{u}_h, 0)\|_h^2 \leq B_h[(\mathbf{u}_h, p_h), (\mathbf{u}_h, p_h)] + S_h[(\mathbf{u}_h, p_h), (\mathbf{u}_h, 0)]. \quad (19)$$

Consider the function \mathbf{v}_{ph} of the stability relation (8)–(9) and observe that, again using the arithmetic-geometric inequality,

$$\begin{aligned} a_h(\mathbf{u}_h, \mathbf{v}_{ph}) &\leq \mu^{1/2} \nabla \mathbf{u}_h \|_{0, \Omega \setminus G_h} \mu^{1/2} \nabla \mathbf{v}_{ph} \|_{0, \Omega \setminus G_h} \\ &\leq \|\nabla \mathbf{u}_h\|_{0, \Omega \setminus G_h} c_{p1} \mu^{-1/2} p_h \|_{0, \Omega \setminus G_h} \\ &\leq c_{p1}^2 / (c_g c_{p2}) \|\nabla \mathbf{u}_h\|_{0, \Omega \setminus G_h}^2 + \frac{1}{4} c_g c_{p2} \|p_h\|_{Q, \mathcal{T}}^2 \end{aligned}$$

and

$$\begin{aligned} S_h[(\mathbf{u}_h, p_h), (\mathbf{v}_{ph}, 0)] &\leq g_{\mathbf{u}}(\mathbf{u}_h, \mathbf{u}_h)^{\frac{1}{2}} c_S \|(\mathbf{v}_{ph}, 0)\|_h \\ &\leq g_{\mathbf{u}}(\mathbf{u}_h, \mathbf{u}_h)^{\frac{1}{2}} c_S c_{p1} \mu^{-1/2} \|p_h\|_{0, \Omega \setminus G_h} \\ &\leq (c_S c_{p1})^2 / (c_g c_{p2}) g_{\mathbf{u}}(\mathbf{u}_h, \mathbf{u}_h) + \frac{1}{4} c_g c_{p2} \|p_h\|_{Q, \mathcal{T}}^2. \end{aligned}$$

Using this inequality together with the inf sup stability (8)–(9) and with (17) we have,

$$\begin{aligned} \frac{1}{2} c_g c_{p2} \|p_h\|_{Q, \mathcal{T}}^2 - c_{p1}^2 / (c_g c_{p2}) \|\nabla \mathbf{u}_h\|_{0, \Omega \setminus G_h}^2 - (c_S c_{p1})^2 / (c_g c_{p2}) g_{\mathbf{u}}(\mathbf{u}_h, \mathbf{u}_h) - s_h(p_h, p_h) \\ \leq B_h[(\mathbf{u}_h, p_h), (\mathbf{v}_{ph}, 0)] + S_h[(\mathbf{u}_h, p_h), (\mathbf{v}_{ph}, 0)]. \end{aligned}$$

It follows that by taking $\mathbf{v}_h = \mathbf{u}_h + \eta \mathbf{v}_{ph}$, $q_h = p_h$ with $\eta < c_g c_{p2} / (2c_{p1}^2) \max(1, c_S^{-2})$ we have with $c_\eta > 0$

$$c_\eta \|(\mathbf{u}_h, p_h)\|_h^2 \leq B_h[(\mathbf{u}_h, p_h), (\mathbf{u}_h + \eta \mathbf{v}_{ph}, p_h)] + S_h[(\mathbf{u}_h, p_h), (\mathbf{u}_h + \eta \mathbf{v}_{ph}, p_h)], \quad (20)$$

provided γ_p and γ_g are chosen big enough. To conclude, we only need to prove the stability estimate

$$\|(\mathbf{u}_h + \eta \mathbf{v}_{ph}, p_h)\|_h \lesssim \|(\mathbf{u}_h, p_h)\|_h.$$

This however follows immediately observing that

$$\|(\mathbf{u}_h + \eta \mathbf{v}_{ph}, p_h)\|_h \leq \|(\mathbf{u}_h, p_h)\|_h + \|(\eta \mathbf{v}_{ph}, 0)\|_h$$

and, since $S[(\mathbf{v}_{ph}, 0), (\mathbf{v}_{ph}, 0)] = \gamma_g g_{\mathbf{u}}(\mathbf{v}_{ph}, \mathbf{v}_{ph})$ and $\text{supp}(\mathbf{v}_{ph}) = \Omega \setminus G_h$, we have using (5),

$$\|(\eta \mathbf{v}_{ph}, 0)\|_h^2 = \eta^2 \|\mu^{\frac{1}{2}} \nabla \mathbf{v}_{ph}\|_{0, \Omega \setminus G_h}^2 + \eta^2 \gamma_g g_{\mathbf{u}}(\mathbf{v}_{ph}, \mathbf{v}_{ph}) \lesssim \eta^2 \|\mu^{\frac{1}{2}} \nabla \mathbf{v}_{ph}\|_{0, \Omega \setminus G_h}^2.$$

Then, by the stability of \mathbf{v}_{ph} , (8), it follows that

$$\|(\eta \mathbf{v}_{ph}, 0)\|_h^2 \lesssim \eta^2 (1 + \gamma_g) c_{p1}^2 \mu^{-1} \|p_h\|_{0, \Omega \setminus G_h}^2 \leq (c'_\eta)^2 \|(\mathbf{u}_h, p_h)\|_h^2. \quad (21)$$

We conclude by combining (20) and (21), observing that $c_s = c_\eta (1 + c'_\eta)^{-1}$. \square

Remark 4.4. Note that since the inf-sup condition is proved in the norm $|||(\cdot, \cdot)|||_h$ that gives control of the velocity and the pressure over all of $\Omega_{\mathcal{T}}$, and we have continuity of $B_h[(\cdot, \cdot), (\cdot, \cdot)]$ on discrete spaces in the same norm, it is possible to prove that the condition number of the matrix is bounded independent of the interface / mesh intersection following [10]. We omit the details.

5. APPROXIMATION PROPERTIES

We need to show that our approximating spaces V_h and Q_h have optimal approximation properties on $H^2(\Omega)$ and $H^1(\Omega)$ respectively in the norms $|||(\cdot, \cdot)|||_*$ and $|||(\cdot, \cdot)|||_h$. This follows from some minor modifications of the analysis in [16]. We construct an interpolant of (\mathbf{v}, q) by standard interpolants of $[H^{k+1}]^2 \times H^m$ -extensions of (\mathbf{v}, q) as follows. Choose extension operators $E^s : H^s(\Omega) \rightarrow H^s(\Omega_{\mathcal{T}})$ such that $(E^{k+1}\mathbf{v}, E^m q)|_{\Omega} = (\mathbf{v}, q)$ and

$$\|E^s w\|_{s, \Omega_{\mathcal{T}}} \lesssim \|w\|_{s, \Omega_i}, \quad \forall w \in H^s(\Omega), s = 0, \dots, \max(t, u), \quad (22)$$

cf. Dautray and Lions [14]. Let $I_h : H^1(\Omega_{\mathcal{T}}) \rightarrow V_h$ be a standard quasi interpolant. We will use the same interpolant for velocities and pressures, in the latter case $I_h^* : H^1(\Omega_{\mathcal{T}}) \rightarrow Q_h$. We define

$$\mathbf{v}^* := E^t \mathbf{v} \text{ and } I_h^* \mathbf{v} := I_h \mathbf{v}^* \quad (23)$$

and similarly for the pressure

$$q^* := E^u q \text{ and } I_h^* q := I_h q^*. \quad (24)$$

Using these definitions we prove the approximation results necessary for the analysis.

Theorem 5.1. *The following approximation estimates hold for the interpolation operator defined in (23) and (24)*

$$\|\mathbf{v}^* - I_h^* \mathbf{v}\|_{V, \Omega_{\mathcal{T}}} + \|q^* - I_h^* q\|_{Q, \Omega_{\mathcal{T}}} \lesssim h^{r-1} \mu^{\frac{1}{2}} \|\mathbf{v}\|_{r, \Omega} + h^s \mu^{-\frac{1}{2}} \|p\|_{s, \Omega}, \quad (25)$$

and

$$|||(\mathbf{v} - I_h^* \mathbf{v}, q - I_h^* q)|||_* \lesssim h^{r-1} \mu^{\frac{1}{2}} \|\mathbf{v}\|_{r, \Omega} + h^s \mu^{-\frac{1}{2}} \|p\|_{s, \Omega}, \quad (26)$$

with $r = \min(k+1, t)$ and $s = \min(m+1, u)$ and for all $\mathbf{v} \in [H_0^1(\Omega) \cap H^t(\Omega)]^2$ and $p \in L_0^2(\Omega) \cap H^u(\Omega)$.

For the proof of this we need the following variant of a trace inequality on a reference element that we recall from [16] and state here without proof.

Lemma 5.2. *Map a triangle $K \in G_h$ onto the unit reference triangle \tilde{K} by an affine map and denote by $\tilde{\Gamma}_{\tilde{K}}$ the corresponding image of Γ_K . Under the assumptions A1-A3 of Section 3 there exists a constant C , depending on Γ but independent of the mesh, such that*

$$\|w\|_{0, \tilde{\Gamma}_{\tilde{K}}}^2 \leq C \|w\|_{0, \tilde{K}} \|w\|_{1, \tilde{K}}, \quad \forall w \in H^1(\tilde{K}). \quad (27)$$

PROOF. (Theorem 5.1)

Since the mesh is non-degenerate, it follows from Lemma 5.2, scaled by the map from the reference triangle, that for $s \in \mathbb{R}$

$$h_K^{-s} \|w\|_{0, \Gamma_K}^2 \leq C \left(h_K^{-1-s} \|w\|_{0, K}^2 + h_K^{1-s} \|w\|_{1, K}^2 \right), \quad \forall w \in H^1(K).$$

Hence, using once standard interpolation estimates, there holds

$$\begin{aligned} h_K^{-1} \|\mathbf{v} - I_h^* \mathbf{v}\|_{0,\Gamma_K}^2 &\leq C \left(h_K^{-2} \|\mathbf{v}^* - I_h \mathbf{v}^*\|_{0,K}^2 + \|\mathbf{v}^* - I_h \mathbf{v}^*\|_{1,K}^2 \right) \\ &\leq C h_K^{r-1} \|\mathbf{v}^*\|_{r,K}^2. \end{aligned}$$

As a consequence, by the stability of the extension operator,

$$\mu^{\frac{1}{2}} \|\mathbf{v} - I_h^* \mathbf{v}\|_{1/2,h,\Gamma} \lesssim \mu^{\frac{1}{2}} h_K^{r-1} \|\mathbf{v}^*\|_{r,\Omega_{\mathcal{T}}}^2 \lesssim \mu^{\frac{1}{2}} h_K^{r-1} \|\mathbf{v}\|_{r,\Omega}^2.$$

The first claim (25) then follows by standard interpolation estimates for the operator I_h^* , and the stability of the extension operator. Since

$$\begin{aligned} \|(\mathbf{v} - I_h^* \mathbf{v}, q - I_h^* q)\|_* &\lesssim \|\mathbf{v}^* - I_h^* \mathbf{v}\|_{V,\Omega_{\mathcal{T}}} + \|q^* - I_h^* q\|_{Q,\Omega_{\mathcal{T}}} \\ &\quad + \|\mu^{\frac{1}{2}} \nabla(\mathbf{v} - I_h^* \mathbf{v}) \mathbf{n}\|_{-1/2,h,\Gamma} + \|\mu^{-\frac{1}{2}} (q - I_h^* q)\|_{-1/2,h,\Gamma} \end{aligned}$$

we only need to upper bound the two remaining contributions in the right hand side. They may both be treated similarly as $\|\mathbf{v} - I_h^* \mathbf{v}\|_{1/2,h,\Gamma}$ and we give the details only for the viscous fluxes. Lemma 5.2 applied to $\nabla \mathbf{w} \mathbf{n}$ and scaling gives

$$h_K \|\nabla \mathbf{w} \mathbf{n}\|_{0,\Gamma_K}^2 \leq C(\|\mathbf{w}\|_{1,K}^2 + h_K^2 \|\mathbf{w}\|_{2,K}^2), \quad \forall \mathbf{w} \in [H^2(K)]^2.$$

Using this result applied to $\mathbf{w} = \mathbf{v}^* - I_h \mathbf{v}^*$ and again standard interpolation estimates, it follows that

$$\begin{aligned} h_K \|\nabla(\mathbf{v} - I_h^* \mathbf{v}) \mathbf{n}\|_{0,\Gamma_K}^2 &\lesssim h_K \|\nabla(\mathbf{v} - I_h^* \mathbf{v})\|_{0,\Gamma_K}^2 \\ &\lesssim \left(h_K \|\mathbf{v}^* - I_h \mathbf{v}^*\|_{1,K}^2 + h_K^2 \|\mathbf{v}^* - I_h \mathbf{v}^*\|_{2,K}^2 \right) \\ &\lesssim h_K^{2(r-1)} \|\mathbf{v}^*\|_{r,K}^2. \end{aligned}$$

Summing again the contributions from $K \in G_h$, we deduce from (22) that

$$\|\nabla(\mathbf{v} - I_h^* \mathbf{v}) \mathbf{n}\|_{-1/2,h,\Gamma} \lesssim h^{r-1} \|\mathbf{v}\|_{r,\Omega}. \quad (28)$$

Similarly for the traces of the pressures

$$\|(q - I_h^* q)\|_{-1/2,h,\Gamma} \lesssim h^s \|q\|_{s,\Omega}. \quad (29)$$

□

To prove optimal convergence the stabilization operator $S_h[(\cdot, \cdot), (\cdot, \cdot)]$ must be weakly consistent to the right order. More precisely we will assume that the following Lemma holds.

Lemma 5.3. *For all $q \in H^u(\Omega)$, $\mathbf{v} \in [H^t(\Omega)]^2$ there holds*

$$S_h[(I_h^* \mathbf{v}, I_h^* q), (I_h^* \mathbf{v}, I_h^* q)] \lesssim h^{2(r-1)} \mu \|\mathbf{v}\|_{r,\Omega}^2 + \mu^{-1} h^{2s} \|q\|_{s,\Omega}^2, \quad (30)$$

with $r = \min(k+1, t)$ and $s = \min(m+1, u)$.

For a proof of this result we refer to [2, 5, 8, 9, 11, 12] for the pressure stabilization part and to [10, 12] for the ghost penalty part.

6. A PRIORI ERROR ESTIMATES

Using the stability and continuity properties derived in the previous sections it is now straightforward to show optimal convergence orders of the error.

Theorem 6.1. *Assume that the solution (\mathbf{u}, p) to problem (2) resides in $[H^t(\Omega)]^2 \times H^u(\Omega)$. Then the finite element solution (4) satisfies the error estimate*

$$\|\mathbf{u} - \mathbf{u}_h\|_V + \|p - p_h\|_Q \lesssim h^{r-1} \mu^{\frac{1}{2}} \|\mathbf{u}\|_{r,\Omega} + h^s \mu^{-\frac{1}{2}} \|p\|_{s,\Omega},$$

with $r = \min(k+1, t)$ and $s = \min(m+1, u)$.

PROOF. First we set $\boldsymbol{\eta}_h = \mathbf{u}_h - I_h^* \mathbf{u}$ and $\zeta_h = p_h - I_h^* p$ and note that

$$\begin{aligned} \|\mathbf{u} - \mathbf{u}_h\|_V + \|p - p_h\|_Q &\leq \|E^t \mathbf{u} - \mathbf{u}_h\|_{V, \Omega_{\mathcal{T}}} + \|E^u p - p_h\|_{Q, \Omega_{\mathcal{T}}} \\ &\leq \|E^t \mathbf{u} - I_h^* \mathbf{u}\|_{V, \Omega_{\mathcal{T}}} + \|E^u p - I_h^* p\|_{Q, \Omega_{\mathcal{T}}} + \|(\boldsymbol{\eta}_h, \zeta_h)\|_h. \end{aligned}$$

In view of Theorem 5.1 we only need to show the inequality for $\|(\boldsymbol{\eta}_h, \zeta_h)\|_h$. By Theorem 4.3 we obtain,

$$\|(\boldsymbol{\eta}_h, \zeta_h)\|_h \leq \frac{1}{c_s} \sup \frac{B_h[(\boldsymbol{\eta}_h, \zeta_h), (\mathbf{v}_h, q_h)] + S_h[(\boldsymbol{\eta}_h, \zeta_h), (\mathbf{v}_h, q_h)]}{\|(\mathbf{v}_h, q_h)\|_h}$$

and by Galerkin orthogonality

$$\|(\boldsymbol{\eta}_h, \zeta_h)\|_h \leq \frac{1}{c_s} \sup \frac{B_h[(\mathbf{u} - I_h^* \mathbf{u}, p - I_h^* p), (\mathbf{v}_h, q_h)] - S_h[(I_h^* \mathbf{u}, I_h^* p), (\mathbf{v}_h, q_h)]}{\|(\mathbf{v}_h, q_h)\|_h}.$$

The supremums above are taken over $(\mathbf{v}_h, q_h) \in V_h \times Q_h$.

Applying now the continuity of $B_h[(\cdot, \cdot), (\cdot, \cdot)]$, (14), and $S_h[(\cdot, \cdot), (\cdot, \cdot)]$ (15), we obtain the best approximation type inequality

$$\|(\boldsymbol{\eta}_h, \zeta_h)\|_h \lesssim \|(\mathbf{u} - I_h^* \mathbf{u}, p - I_h^* p)\|_* + S_h[(I_h^* \mathbf{u}, I_h^* p), (I_h^* \mathbf{u}, I_h^* p)]^{\frac{1}{2}}.$$

We conclude using the approximation results of Theorem 5.1 and (30) \square

Corollary 6.2. *Under the same assumptions as in Theorem 6.1 there holds*

$$S_h[(\mathbf{u}_h, p_h), (\mathbf{u}_h, p_h)]^{\frac{1}{2}} \lesssim h^{r-1} \mu^{\frac{1}{2}} \|\mathbf{u}\|_{r,\Omega} + h^s \mu^{-\frac{1}{2}} \|p\|_{u,\Omega}$$

and

$$\|(\mathbf{u} - \mathbf{u}_h, p - p_h)\|_* \lesssim h^{r-1} \mu^{\frac{1}{2}} \|\mathbf{u}\|_{r,\Omega} + h^u \mu^{-\frac{1}{2}} \|p\|_{u,\Omega},$$

with $r = \min(k+1, t)$ and $s = \min(m+1, u)$.

PROOF. The proof is immediate since by the triangle inequality

$$\begin{aligned} S_h[(\mathbf{u}_h, p_h), (\mathbf{u}_h, p_h)]^{\frac{1}{2}} &\leq S_h[(\mathbf{u}_h - I_h^* \mathbf{u}, p_h - I_h^* p), (\mathbf{u}_h - I_h^* \mathbf{u}, p_h - I_h^* p)]^{\frac{1}{2}} \\ &\quad + S_h[(I_h^* \mathbf{u}, I_h^* p), (I_h^* \mathbf{u}, I_h^* p)]^{\frac{1}{2}} \end{aligned}$$

and

$$\begin{aligned} \|(\mathbf{u} - \mathbf{u}_h, p - p_h)\|_* &\leq \|(\mathbf{u} - I_h^* \mathbf{u}, p - I_h^* p)\|_* + \|(\mathbf{u}_h - I_h^* \mathbf{u}, p_h - I_h^* p)\|_* \\ &\lesssim \|(\mathbf{u} - I_h^* \mathbf{u}, p - I_h^* p)\|_* + \|(\mathbf{u}_h - I_h^* \mathbf{u}, p_h - I_h^* p)\|_h. \end{aligned}$$

The conclusion follows by Theorem 6.1 and the approximation results of Theorem 5.1. \square

Using the Aubin-Nitsche duality argument we prove the following $L_2(\Omega)$ -estimate for the displacements. Consider the dual adjoint problem Let \mathbf{w} and r be the solution of the problem

$$\begin{aligned} -\mu \Delta \mathbf{w} - \nabla r &= \boldsymbol{\psi} \quad \text{in } \Omega \\ \nabla \cdot \mathbf{w} &= 0 \quad \text{in } \Omega \\ \mathbf{w} &= 0 \quad \text{on } \partial\Omega. \end{aligned} \tag{31}$$

We assume that the solution of the adjoint problem enjoys the regularity

$$\|\mu^{\frac{1}{2}} \mathbf{w}\|_{2,\Omega} + \|\mu^{-\frac{1}{2}} r\|_{1,\Omega} \leq c_\mu \|\boldsymbol{\psi}\|_{0,\Omega}. \tag{32}$$

Proposition 6.3. *Assume that $t \geq k+1$ and $u \geq m \geq k-1$. Under the same assumptions as Theorem 6.1 and assuming that (31) and (32) holds. Then*

$$\|\mathbf{u} - \mathbf{u}_h\|_{0,\Omega} \lesssim h^{k+1} (\mu^{\frac{1}{2}} \|\mathbf{u}\|_{k+1,\Omega} + \mu^{-\frac{1}{2}} \|p\|_{k,\Omega})$$

where the hidden constant is independent of h , and the interface/mesh intersection, but not of the polynomial order nor of the viscosity μ .

PROOF.

Choosing $\boldsymbol{\psi} = \mathbf{u} - \mathbf{u}_h$, we may write

$$\|\mathbf{u} - \mathbf{u}_h\|_{0,\Omega}^2 = a_h(\mathbf{u} - \mathbf{u}_h, \mathbf{w}) - b_h(\mathbf{u} - \mathbf{u}_h, r)$$

and proceed using Galerkin orthogonality and the Cauchy-Schwartz inequality to obtain

$$\begin{aligned} \|\mathbf{u} - \mathbf{u}_h\|_{0,\Omega}^2 &= a_h(\mathbf{u} - \mathbf{u}_h, \mathbf{w} - I_h^* \mathbf{w}) - b_h(\mathbf{u} - \mathbf{u}_h, r - I_h^* r) \\ &\quad + b_h(I_h^* \mathbf{w}, p - p_h) - S_h[(\mathbf{u}_h, p_h), (I_h^* \mathbf{w}, I_h^* r)] \\ &= B_h[(\mathbf{u} - \mathbf{u}_h, p - p_h), (\mathbf{w} - I_h^* \mathbf{w}, r - I_h^* r)] \\ &\quad - S_h[(\mathbf{u}_h, p_h), (I_h^* \mathbf{w}, I_h^* r)] \\ &\leq \|(\mathbf{u} - \mathbf{u}_h, p - p_h)\|_* \|(\mathbf{w} - I_h^* \mathbf{w}, r - I_h^* r)\|_h \\ &\quad + S_h[(\mathbf{u}_h, p_h), (\mathbf{u}_h, p_h)]^{\frac{1}{2}} S_h[(I_h^* \mathbf{w}, I_h^* r), (I_h^* \mathbf{w}, I_h^* r)]^{\frac{1}{2}} \\ &\leq c(\|(\mathbf{u} - \mathbf{u}_h, p - p_h)\|_* + S_h[(\mathbf{u}_h, p_h), (\mathbf{u}_h, p_h)]^{\frac{1}{2}}) \\ &\quad \times h(\mu^{\frac{1}{2}} \|\mathbf{w}\|_{2,\Omega} + \mu^{-\frac{1}{2}} \|r\|_{1,\Omega}) \end{aligned}$$

The claim now follows as a consequence of Proposition 6.1, Theorem 5.1 and the regularity hypothesis (32). \square

7. NUMERICAL EXAMPLES

We consider an example with exact solution

$$u_x = 20xy^3, \quad u_y = 5x^4 - 5y^4, \quad p = 60x^2y - 20y^3.$$

Our computational domain is a disc with center at the origin. The exact velocities are used as Dirichlet data on the edge of the domain. We set $\mu = 1$ and $\mathbf{f} = 0$. The exact pressure integrates to zero, so we impose zero average of the discrete pressure. The boundary of the domain is given by the isoline of a level set function defined on a covering mesh using a piecewise linear interpolant, cf. Fig. 1. Note that symmetry is avoided by not centering the mesh.

We compare two methods: one stabilized using piecewise linear approximations for velocity and pressure (P1P1), with the pressure stabilized in the role domain using gradient jump; the velocity stabilization in the cut element zone is stabilized in the same fashion, as discussed in Section 3.1. The second approach is to use the MINI element of Arnold et al. [1]. This element is *inf-sup* stable, and so only needs stabilization in the cut element zone. For the MINI, we choose to use the local projection method of Becker et al. [3] with projections onto linear functions on patches composed of the cut element and its cut neighbors (one projection for each cut neighbor), as suggested in Section 3.1. The Nitsche parameter was chosen as $\gamma_\mu = 10$.

In Figs. 2 and 3 we show the elevation of the discrete solution for the different elements. The convergence for the different elements are shown in Figs. 4 and 5. Finally, in Fig. 6 we show the effect of lowering the size of the stability term for the pressure. For the P1P1, the same stability term is used in the whole of the domain, so this leads to global instability, whereas for the MINI element, the stability loss is confined to the cut element zone.

REFERENCES

1. D. N. Arnold, F. Brezzi, and M. Fortin. A stable finite element for the Stokes equation. *Calcolo* 21(4): 337–344, 1984.
2. R. Becker and M. Braack. A finite element pressure gradient stabilization for the Stokes equations based on local projections. *Calcolo* 38(4):173–199, 2001.
3. R. Becker, E. Burman and P. Hansbo. A finite element time relaxation method. *C. R. Math. Acad. Sci. Paris* 349(5-6):353–356, 2011.
4. R. Becker, E. Burman and P. Hansbo. A Nitsche extended finite element method for incompressible elasticity with discontinuous modulus of elasticity. *Comput. Methods Appl. Mech. Engrg.* 198(41-44):3352–3360, 2009.
5. R. Becker and P. Hansbo. A simple pressure stabilization method for the Stokes equation. *Comm. Numer. Methods Eng.*, 24(11):1421–1430, 2008.
6. M. Bercovier and O. Pironneau. Error estimates for finite element method solution of the Stokes problem in the primitive variables. *Numer. Math.* 33(2):211–224, 1979.
7. D. Boffi, F. Brezzi, L. Demkowicz, R. Durán, R. Falk and M. Fortin. Mixed finite elements, compatibility conditions, and applications. Lectures given at the C.I.M.E. Summer School held in Cetraro, 2006. Edited by Boffi and Lucia Gastaldi. *Lecture Notes in Mathematics*, 1939. Springer-Verlag, Berlin; Fondazione C.I.M.E., Florence, 2008. x+235 pp. ISBN: 978-3-540-78314-5
8. F. Brezzi and J. Pitkäranta. On the stabilization of finite element approximations of the Stokes equations. In *Efficient solutions of elliptic systems (Kiel, 1984)*, volume 10 of *Notes Numer. Fluid Mech.*, pages 11–19. Vieweg, Braunschweig, 1984.
9. F. Brezzi and R. Falk. Stability of higher-order Hood-Taylor methods. *SIAM J. Numer. Anal.* 28(3):581–590, 1991.
10. E. Burman and P. Hansbo. Fictitious domain finite element methods using cut elements: II. A stabilized Nitsche method. *Applied Numerical Mathematics*, published online (2011).
11. E. Burman and P. Hansbo. Edge stabilization for the generalized Stokes problem: a continuous interior penalty method. *Comput. Methods Appl. Mech. Engrg.* 195(19-22):2393–2410, 2006.
12. E. Burman. Pressure projection stabilizations for Galerkin approximations of Stokes’ and Darcy’s problem. *Numer. Methods Partial Differential Equations* 24(1):127–143, 2008.
13. E. Burman. Ghost penalty. *C. R. Math. Acad. Sci. Paris* 348(21-22):1217–1220, 2010.
14. R. Dautray and J.-L. Lions. Mathematical Analysis and Numerical Methods for Science and Technology. Volume 2: Functional and Variational Methods. *Springer-Verlag, Berlin*, 1988.
15. C. Dohrmann and P. Bochev. A stabilized finite element method for the Stokes problem based on polynomial pressure projections. *Internat. J. Numer. Methods Fluids* 46(2):183–201, 2004.
16. A. Hansbo and P. Hansbo. An unfitted finite element method, based on Nitsche’s method, for elliptic interface problems. *Comput. Methods Appl. Mech. Engrg.*, 191(47-48):5537–5552, 2002.

17. J. Nitsche. Über ein Variationsprinzip zur Lösung von Dirichlet-Problemen bei Verwendung von Teilräumen, die keinen Randbedingungen unterworfen sind. *Abh. Math. Sem. Univ. Hamburg*, 36:9–15, 1971.




Figure 1. Level set isoline used to define the domain boundary.

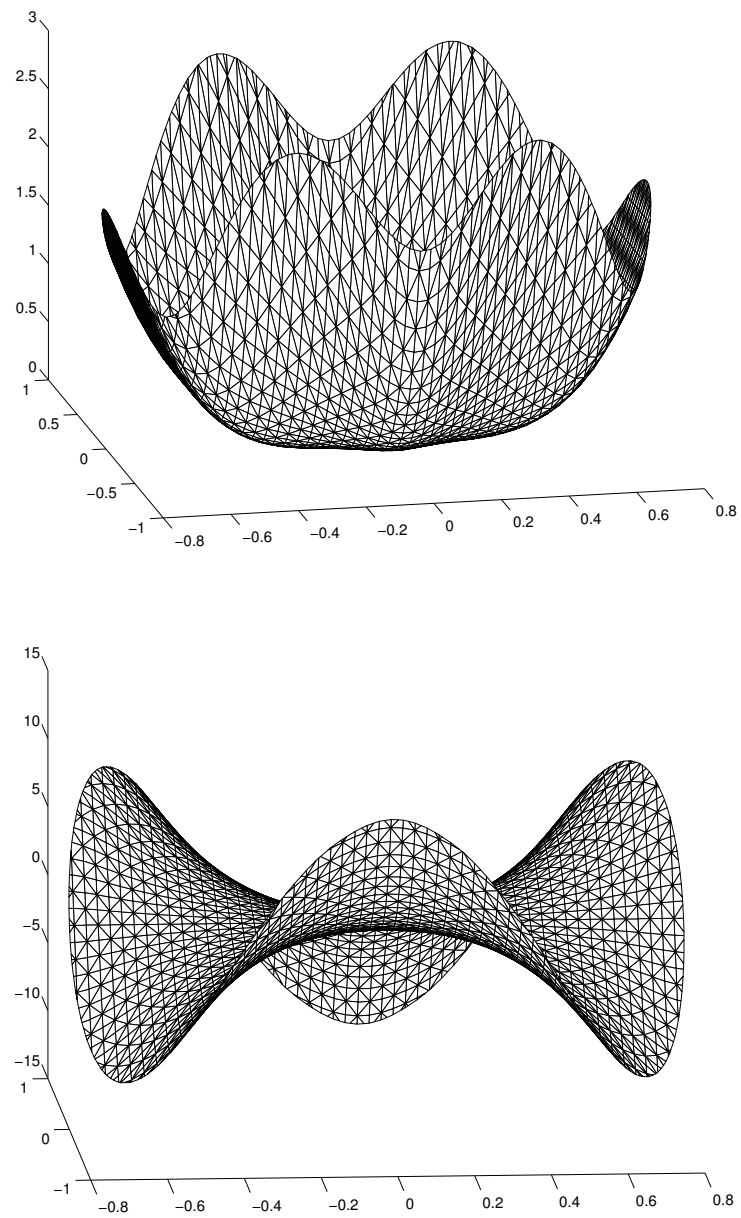


Figure 2. Elevation of the length of the velocity (top) and the pressure (bottom) for the stabilized $P1 - P1$ method.

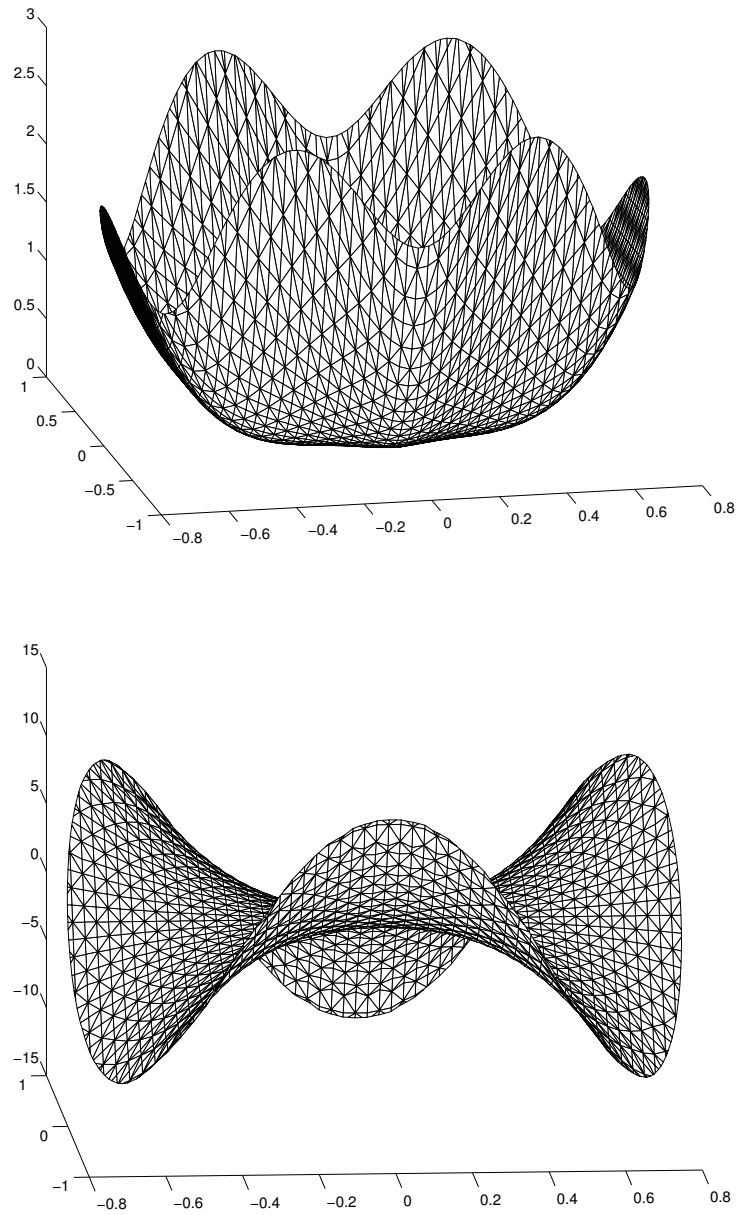


Figure 3. Elevation of the length of the velocity (top) and the pressure (bottom) for the MINI element.

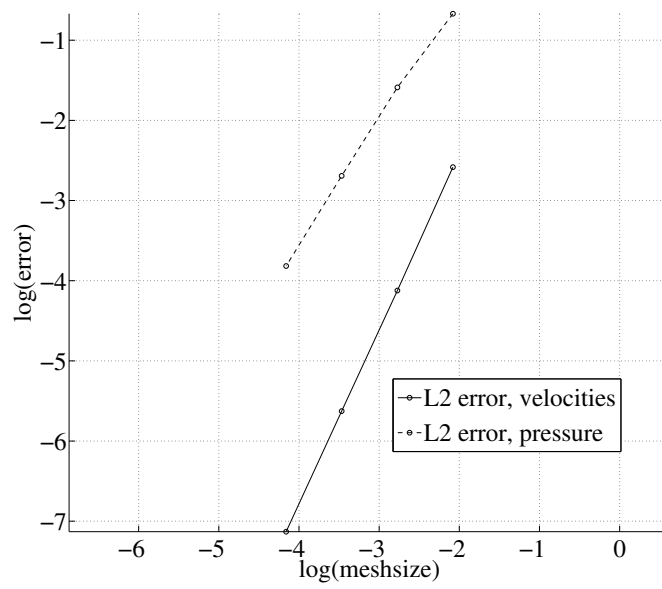


Figure 4. Convergence using the P1P1 element.

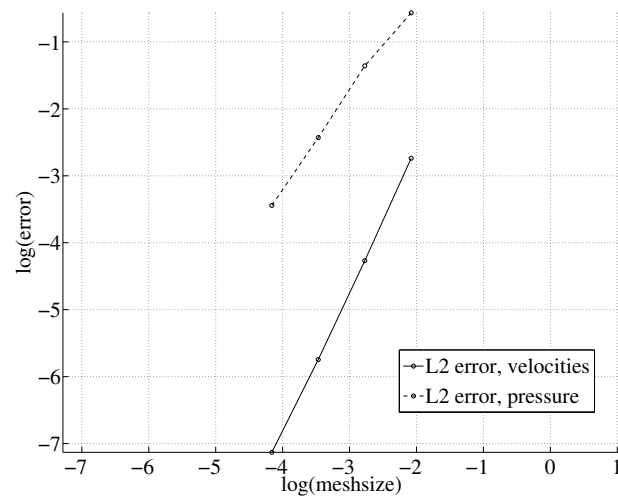


Figure 5. Convergence using the MINI element.

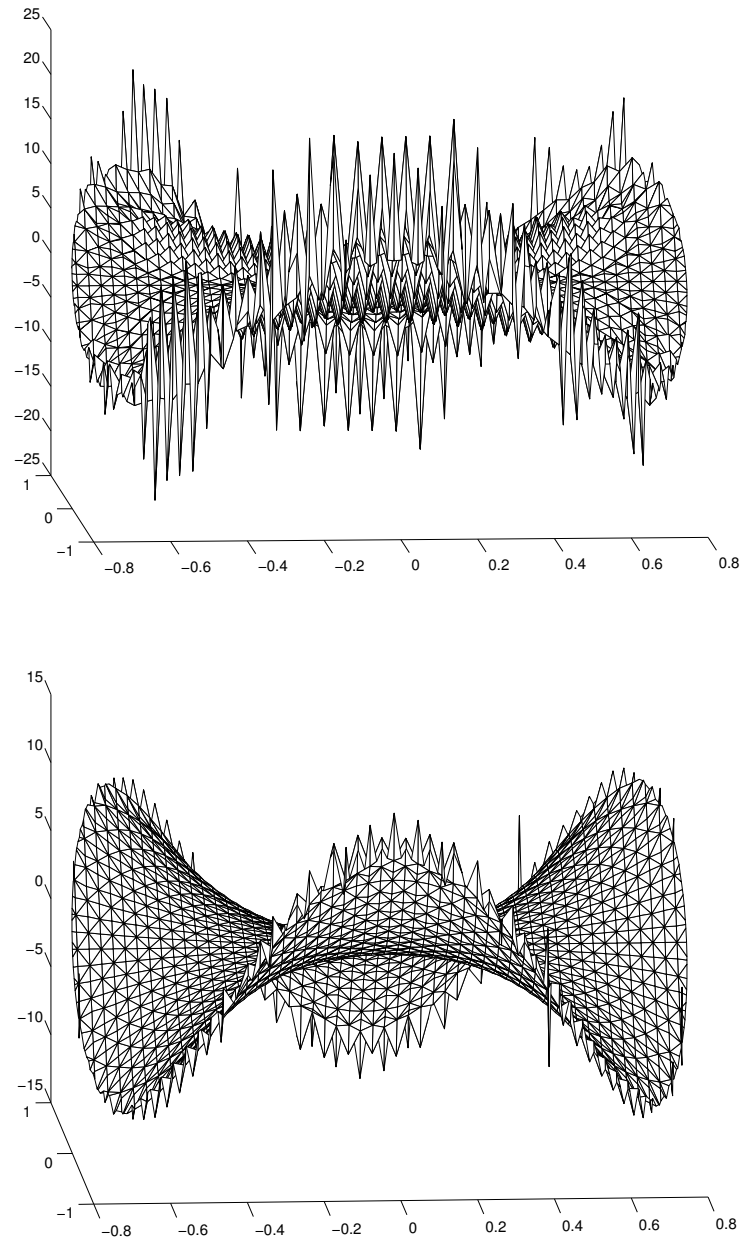


Figure 6. Elevation of the pressure for the P1P1 (top) and MINI (bottom) in the case of insufficient stabilization.